



**THE KING'S
SCHOOL**

Additional Activities 2021



Art

Key Stage 3

Take a tour virtually to some of the art galleries and museums in the local area. Be inspired by what you see, take photographs, produce a drawing or create a sketchbook/scrap book of your virtual travels/activities. The joy and interest is sometimes in the places and things we see every day. From a walk around Pontefract Park to the history of Pontefract Castle.

Yorkshire Sculpture Park <https://ysp.org.uk>

The Hepworth Gallery <https://hepworthwakefield.org>

Leeds City Art Gallery <https://museumsandgalleries.leeds.gov.uk/leeds-art-gallery>

The National Gallery <https://www.nationalgallery.org.uk/visiting/virtual-tours>

What resources will I need?

Sketchbook/scrap book

2B drawing pencil and a set of coloured pencils.

Where can I look for more activities or resources if I would like them?

The Victoria and Albert Museum <https://www.vam.ac.uk/>

The National Portrait Gallery <https://www.npg.org.uk/>

The Tate Modern <https://www.tate.org.uk/visit/tate-modern>

<https://www.royalacademy.org.uk/article/9-virtual-exhibition-art-tours-to-watch-online>

Key Stage 4

Figurative Art

Figurative Art describes any form of modern art that retains strong references to the real world and particularly to the human figure.

- Look through the resources attached on the following pages. Read the descriptions based on the art movements.
- Can you link the style mentioned in the art movements to the figurative examples?
- There are 8 examples of different art styles but many more exist.
- To start select 4 of the art styles, over 4 sketchbook pages reproduce your own drawings of the figures.
- Title each of the 4 pages with the art movement e.g. Cubism, Expressionism etc. Draw the figures from the resources onto each of your 4 pages, if you wish, print and stick the examples next to your drawings. Look online for further examples to add to each



page. Write about your work making specific reference to the art movement, key feature and use any media.

To extend your work create more figure drawings based on your own choice of style. e.g. Figures in sport which could include: Figures skiing, Dancing figures, Diving etc.

- Figures in fashion – photo shoots, designer drawings
- Performers, Music icons, acrobats – singers / musicians
- Other art movements e.g. Modernism, Fauvism, Graffiti etc.
- Your work should be presented just like the figures depicted in the artistic movements, but in addition try to use some of your own photography to enhance your work.

What resources will I need?

Art sketchbook

Internet research

Mixed media, drawing materials


Glue and presentational resources

Photography

Computer aided design

Where can I look for more activities or resources if I would like them?

- Look for additional resources such as Mixed media figurative drawing to expand your sketchbook drawings and experiments.
- Look at the websites for The Tate and The National Portrait Gallery, search for figurative artists.
- Create your own photo shoot with a focus on moving figure, pose and human form.
- Manipulate your images with filters and effects using your computer.
- Your sketchbook should show experimental drawings.
- Explore figure drawing creatively.



Child Development

Key Stage 4 only

The next unit of work you will be studying is RO19 Understand the equipment and nutritional needs of children from birth to five years. It focuses on understanding the key factors to consider when choosing equipment. It also focuses on dietary guidelines, the functions and sources of nutrients and the feeding of young children.

In preparation for studying this unit you are to carry out a number of research tasks of your choice from the options shown below:

Key factors to consider when choosing equipment for children from one to five years

Search the internet to find two websites selling childrens:

- Beds
 - Bed guards
 - Sleeping bags/children's duvet
1. Compare the available products for a child transitioning from a cot to their first bed, considering the following factors:
 - Age-appropriateness
 - Safety
 - Design/ergonomics
 - Cost
 - Durability
 2. Decide which items you would buy. Create a document including the details of each item – include images.
 3. Give reasons for each of your choices.



Government dietary guidelines

Research the current government dietary guidelines.

1. Explain what is meant by 'making healthy choices'.
2. Explain the 'Eatwell Guide' using diagrams and images where appropriate.
3. Create an information leaflet to inform busy parents with young children about the importance of making healthy choices, including details about the Eatwell Guide.

Planning & preparing a nutritious meal for a 5 year old

Following your research into the government dietary guidelines – plan and make a nutritious meal for a five year old.

You need to include the following information:

- A list of ingredients
- A method of how to make the meal – you can include step by step images of you cooking the meal.
- A brief explanation of why you chose to prepare this particular meal – how does it meet the nutritional needs of the five year old?

If you have the confidence and would like to be creative you could evidence this in a format that you would find in a cook book or you can film snippets of you preparing the meal as a cookery programme.



Creative Technology

Key Stage 3

Are you ready for a challenge? Can you skewer a balloon without popping it? Coat a nail in copper? Build a spaghetti bridge? What happens when you plug a clock into a potato?

<https://www.jamesdysonfoundation.co.uk/resources/challenge-cards.html>

By visiting this website you can watch clips of real life Dyson engineers (yes the vacuum cleaner) demonstrating some of the challenges. Simply download the free challenge cards, choose a challenge, read the instructions, gather together what you need and have a go.

Food Technology

Use www.foodafactoflife.org.uk/recipes for some great practical cooking ideas. The website has a brilliant selection of recipes which support the teaching, learning and handling of a range of ingredients. Choose from a selection of sweet and savoury recipes from classic tomato ragu to raisin and banana cookies.

Explore the website and find lots of activities you can try at home. For example, have a go at one of the food science investigations exploring how ingredients work and why, or have a go at exploring how raising agents work by making a cake!



Key Stage 4

Engineering

Use the resources on <https://www.jamesdysonfoundation.co.uk/resources/challenge-cards.html>

Watch the Engineering Connections on youtube to improve your knowledge of the Engineering sectors. Develop your technical drawing skills by drawing engineered parts in orthographic and isometric crating.

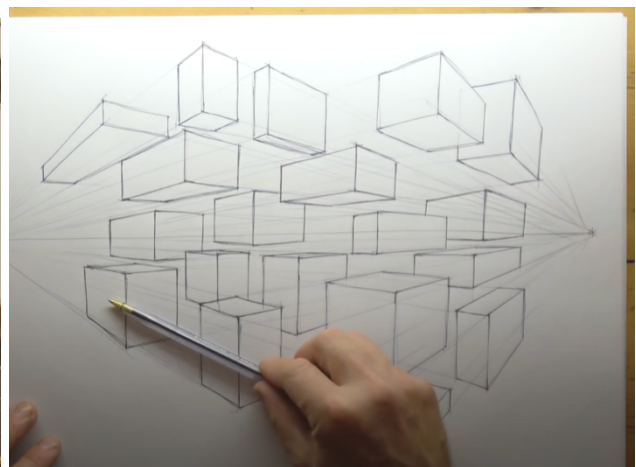
Hospitality and Catering

For year 11 continue to use resource packs you have taken home to revise for the exam, complete revision cards for each learning objective for the Hospitality Industry and answer the exam papers on Google classroom using the mark schemes provided. Use www.foodafactoflife.org.uk/recipes to develop your cooking and baking skills by making a different dish each week.

Design Technology GCSE

Use Seneca to revise theory topics needed for the exam unit and design technology student <https://www.technologystudent.com/>. Download a free version of Google sketchup to improve your CAD drawing skills. Use the following link to improve essential sketching skills.

https://m.youtube.com/playlist?list=PLUmGIca4HGqYV1DzJ56tuLK_fkM_TvGBa&fbclid=IwAR27wmKbKGDLHWkafiY7Rursovkbxr62srrFicsgPjn7FrDLzWQf60XLK80



Drama & Performing Arts

Key Stage 3

General Knowledge

If you are looking to improve your knowledge on Drama and check your skills using a fun quiz take a look on BBC bitesize: <https://www.bbc.co.uk/bitesize/guides/zsf8wmn/video>

Practical Work

Do you love a challenge? Do you find accents and voice work exciting?
If so check out this fun quiz on YouTube testing your ear on different English dialects:
<https://www.youtube.com/watch?v=QKk1sVru9vc>

If you more of a 'I want to try' kind of learner, take a look at Derik Singer the accent coach and give some of the accents a try at home:

https://www.youtube.com/results?search_query=accent+coach+deric+singer

Explore independently using: <https://www.derbytheatre.co.uk/news/family-activities-to-try-at-home>

Watch

If you prefer to be the observer rather than performer or designer, take a look at the 'Digi Theatre' website which, often has videos from fantastic Plays and Musicals:
<https://www.digitaltheatre.com/consumer>

Read

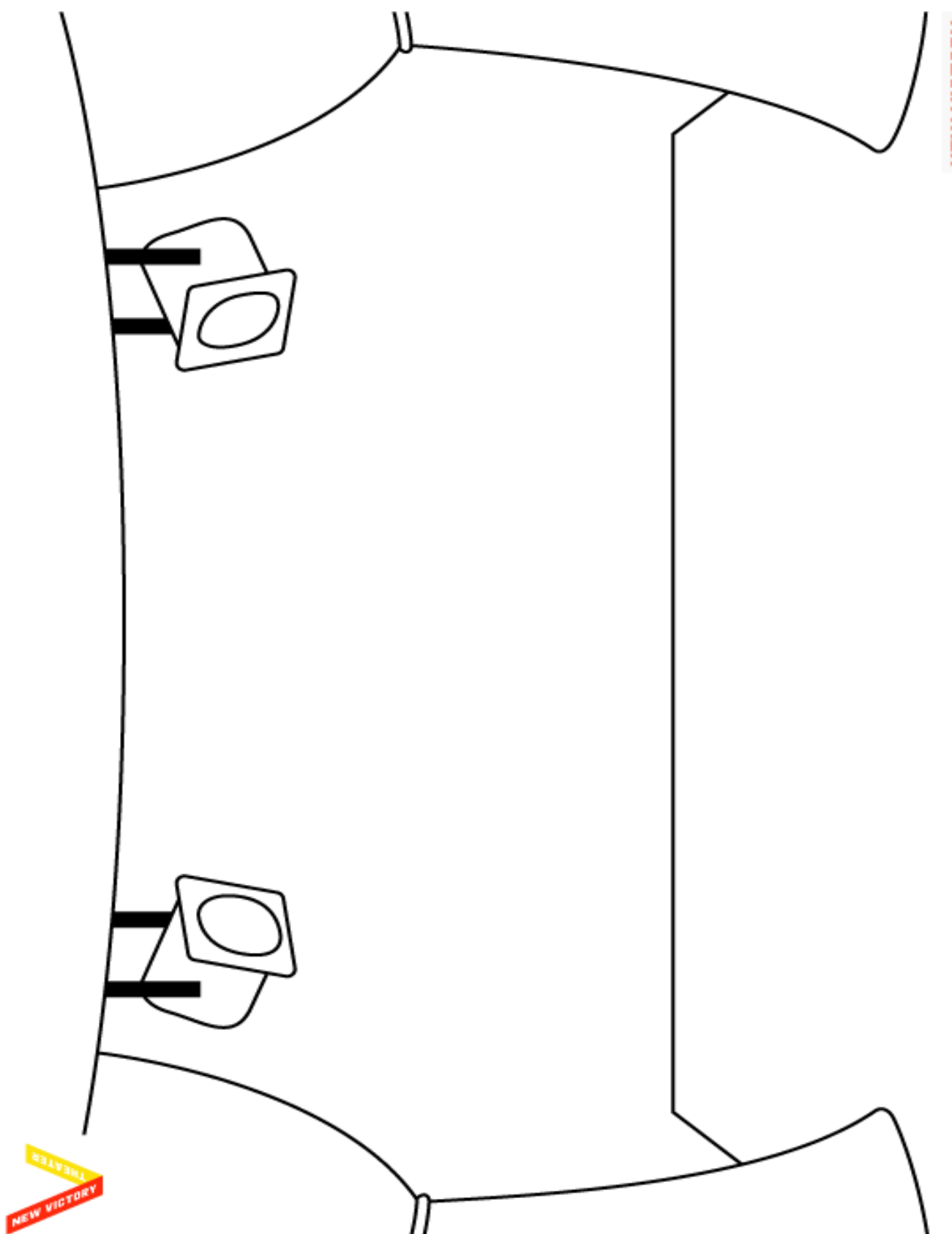
If you enjoy challenging yourself and reading new material, have a look on <https://www.yourstagepartners.com/collections/middle-schools> where you can read a range of plays and musical scripts.

Design

If you want to get creative, use the templates on the next pages to plan your own play.

- Create a story board highlighting what will happen in each scene
- Use to costume design sheet to create characters and their costumes
- Explore different sets your play may have using the set design template





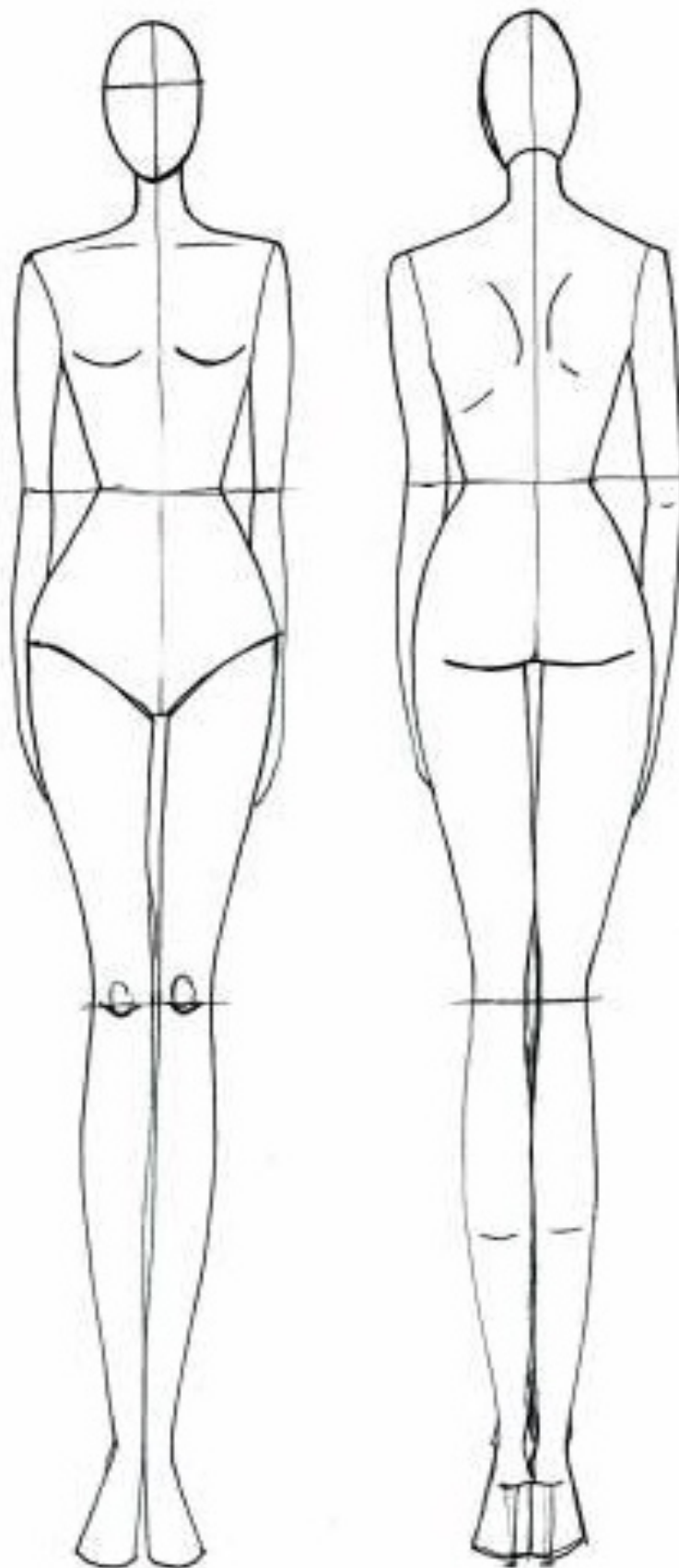




Title _____

Scene _____

Page _____



Key Stage 4

If you would like to test your knowledge and develop your understanding of how to successfully respond to a stimulus and devise your own work, you could have a go at these quizzes below (relevant for **GCSE Component 2** and **BTEC Component 3**):

- <https://www.bbc.co.uk/bitesize/guides/zhpcy9q/test>
- <https://www.bbc.co.uk/bitesize/guides/zkdp2sg/test>
- <https://www.bbc.co.uk/bitesize/guides/znn4vk7/test>
- <https://www.bbc.co.uk/bitesize/guides/zhn9382/test>
- <https://www.bbc.co.uk/bitesize/guides/zdqf6v4/test>

GCSE

Keep up your knowledge and revising for the written exam by completing past papers. You can access past papers for Drama GCSE below. You can also download the mark scheme – why not swap papers with a friend and go through the answers together?

<https://revisionworld.com/a2-level-level-revision/drama-gcse-level/studying-drama/drama-gcse-past-papers/aqa-gcse-drama-past-papers>

Choose a monologue from the website below and record yourself performing this (or record yourself performing a monologue you know). Watch your recording back to see how you are effectively using the relevant vocal and physical skills and identify areas for improvement.

<https://www.monologuearchive.com/>

BTEC

Component 2

You can watch both acts of Blood Brothers using the links below. Consider how you may perform as one of these characters by identifying what vocal skills and physical skills they are using throughout their performance.

<https://www.youtube.com/watch?v=lzPpPtOAft0> – Act One

<https://www.youtube.com/watch?v=M4Qvxy7Fn8s> – Act Two

Research into Naturalism (Constantin Stanislavski) and Epic Theatre (Bertolt Brecht) and create a mind map of how you can see elements of each acting style in Blood Brothers. Why do you think Willy Russell used techniques and influences from both of these acting styles?



English

Key Stage 3

Take your time to catch up with some reading with our 50 Big Reads:

His Dark Materials - *Philip Pullman*
Treasure Island - *Robert Louis Stevenson*
The Harry Potter series - *JK Rowling*
Noughts and Crosses - *Malorie Blackman*
To Kill a Mockingbird - *Harper Lee*
The Diary of a Young Girl - *Anne Frank*
The Hunger Games - *Suzanne Collins*
Refugee Boy - *Benjamin Zephaniah*
Good Omens - *Terry Pratchett and Neil Gaiman*
The Hound of the Baskervilles - *Arthur Conan Doyle*
The Lion, the Witch and the Wardrobe - *CS Lewis*
White Fang - *Jack London*
The 5th Wave - *Rick Yancey*
Artemis Fowl - *Eoin Colfer*
The Fault in Our Stars - *John Green*
The Hitchhiker's Guide to the Galaxy - *Douglas Adams*
A Wrinkle in Time - *Madeleine L'Engle*
Danny The Champion of the World - *Roald Dahl*
Divergent - *Veronica Roth*
The Wind in the Willows - *Kenneth Grahame*
A Christmas Carol - *Charles Dickens*
The Hobbit - *JRR Tolkien*
The Enemy - *Charlie Higson*
The Lord of the Rings - *JRR Tolkien*
Alice's Adventures in Wonderland - *Lewis Carroll*
Watership Down - *Richard Adams*
Holes - *Louis Sachar*
The Count of Monte Cristo - *Alexandre Dumas*
Animal Farm - *George Orwell*
The Secret Garden - *Frances Hodgson Burnett*
Clay - *David Almond*
The Jungle Book - *Rudyard Kipling*
Swallows and Amazons - *Arthur Ransome*
Black Beauty - *Anna Sewell*
Mort - *Terry Pratchett*
Hetty Feather - *Jacqueline Wilson*
The Railway Children - *Edith Nesbit*



Magician - *Raymond E Feist*
Wonder - *RJ Palacio*
The Story of the Treasure Seekers - *Edith Nesbit*
Pig Heart Boy - *Malorie Blackman*
The Book Thief - *Marcus Zusak*
Percy Jackson and the Lightning Thief - *Rick Riordan*
The Coral Island - *RM Ballantyne*
I'm the King of the Castle - *Susan Hill*
The Woman in Black - *Susan Hill*
Z for Zachariah - *Robert O'Brien*
Skellig - *David Almond*
Peter Pan - *JM Barrie*
Skulduggery Pleasant - *Derek Landy*

If you fancy a bit of creative writing, why not dip into the Grimm & Co activities here:
<https://grimmandco.co.uk/activities>

There are also some great resources and competitions on the National Literacy Trust website here: <https://literacytrust.org.uk/family-zone/zone-in/>

Key Stage 4

We study the following texts at GCSE:

- An Inspector Calls
- Macbeth
- Dr Jekyll & Mr Hyde
- Power & Conflict Poetry

To help you revise the story and staging of Macbeth, please check out this version from The Globe theatre on Youtube:
<https://www.youtube.com/watch?v=RcbS8cgBJ3M>

You could also try the following websites to help you brush up on your English skills:

- <https://www.bbc.co.uk/bitesize/examspecs/zxqncwx> - here you will find revision lessons, videos and tests on all of our Literature texts.
- <https://revisionworld.com/a2-level-level-revision/english-literature-gcse-level/english-literature>

Revision guides to buy can be found here: <https://collins.co.uk/collections/collins-snap-revision>.



Geography

All Years

GEOGglebox - Join the Geography Group on Google Classrooms (*Code – egtrpms*)

Each week we will post the best of Geography on the TV. This can be from David Attenborough's fantastic A Perfect Planet, to Sahara with Michael Palin. Aim to watch one programme each week.

Royal Geographic Society

Lectures and Talks - There are a huge range of lectures and talks on the RGS website and they are free! Learn about Britain's mysterious past, or Geography and pandemics <https://www.rgs.org/geography/online-lectures/?categories=FreeToView>

Pod casts - Listen to some fantastic podcasts, for example From Geography to Journalism with BBC presenter Chris Mason <https://www.rgs.org/schools/teaching-resources/?categories=Podcast>

Geography Related Reading Books - There are a range of Geography related reading books that you could try and get your hands on! Go to the Google Classroom for a full list.

The Eden Project - <https://www.edenproject.com/learn/for-everyone> Here you will find loads of activities that you can do at home.

Years 10 & 11

In the Geography Google Classroom you will find revision booklets. These can be printed off or completed within Google Classrooms. Some of the activities refer to pages in a revision booklet that some of you may have which will help you.

If you do not have the revision booklet then don't worry! Just go to The King's School Geography Blog <https://thekingsschoolgeography.wordpress.com/> and click on Year 11. You will see all of the topics listed. Here you can find help to complete the tasks.

All of this information including links is available in the Geography Google Classroom (Code: egtrpms)



History

Key Stage 3

Visit an online museum - If lockdown is making it difficult for you to physically get out and experience history then visit one of these free online museums/exhibits. Produce a write up of each museum to share with your History teacher. This could include;

- What the museum was about
 - Examples of different exhibits within the museum
 - Your favourite exhibit
 - What you liked/didn't like about the museum
 - What you learned from the museum
-
- **British Museum** - <https://www.britishmuseum.org/>
 - **The National Museum of Natural History** - <https://naturalhistory.si.edu/visit/virtual-tour>
 - **The Louvre** - <https://www.youvisit.com/tour/louvremuseum>
 - **BBC Virtual Tours of different time periods** - http://www.bbc.co.uk/history/interactive/virtual_tours/#ancient
 - **Army of the Terracotta Soldiers** - <https://baike.baidu.com/museum/qinshihuang>
 - **Smithsonian National Museum of American History** - <https://americanhistory.si.edu/exhibitions/online>
 - **Museum of Flight** - <https://www.museumofflight.org/Explore-The-Museum/>
 - **National Women's History Museum** - <https://www.womenshistory.org/womens-history/online-exhibits>
 - **Anne Frank House** - <https://www.annefrank.org/en/museum/web-and-digital/>
 - **The National Computing Museum** - <https://my.matterport.com/show/?m=Vz8kCqGRjQA>
 - **NASA** - <https://www.nasa.gov/>
 - **National Museum of African American History and Culture** - <https://nmaahc.si.edu/explore/collection>

Where can I look for more activities if I would like them?

- BBC Bitesize - <https://www.bbc.co.uk/bitesize/subjects/zk26n39>
- BBC class clips - <https://www.bbc.co.uk/teach/ks3-history/zhbdpg8>
- Youtube - <https://www.youtube.com/>



Key Stage 4

Watch some of these curriculum-linked films/documentaries;

The Vietnam War

- **Netflix:** The Vietnam War: a film by Ken Burns and Lynn Novick, documentary, 10 episodes (each 2hr long) This is a fantastic documentary
- **Film:** Forrest Gump (1994) (certificate 15)
- **Film:** Good Morning Vietnam (1987)
- **YouTube:** Documentary, 20th Century Battle fields (2hr)
<https://www.youtube.com/watch?v=5SjD279yvLU>
- **YouTube:** Simple overview (3 mins)
<https://www.youtube.com/watch?v=FtFLCmE2a18>
- **YouTube:** Simple History, Media and the Vietnam War (3 mins)
https://www.youtube.com/watch?v=QAT1KA3Xjbs&list=RDCMUC510QYIOIKNyhyzdQxnGYw&start_radio=1&t=36

The Civil Rights Movement

- **Netflix:** Who killed Malcolm X? 5 episodes (each 50 min) documentary
- **Netflix:** 13th – 1 episode (1hr 40) documentary about the lives of black people in the USA
- **Film:** The Butler (2013) Fantastic film!
- **Film:** The Help (2011)
- **Film:** Selma (2014) Great film about the March on Selma
- **Film:** Remember the Titans (2000)
- **Film:** Hairspray (2007)
- **YouTube:** Overview video (5 min)-
<https://www.youtube.com/watch?v=URxwe6LPvkM>
- **YouTube:** BBC Documentary - The Freedom Riders (2017) (2hr)
https://www.youtube.com/watch?v=srlcN1Eo_y8
- **YouTube:** The Rosa Parks story BBC Teach (10 min)
https://www.youtube.com/watch?v=9iQVMWGE3_s
- **YouTube:** Eyes on the Prize, 14 episodes (each 50 min)
<https://www.youtube.com/watch?v=Ts10IVzUDVw&list=PLowK3r1sMvSZVth7XGlc pFLSjS3tAp90T%29>
- **My5 (Channel 5):** Klansville USA, 1 episode (15 certificate, 50 min) -
<https://www.my5.tv/klansville-usa/season-1/klansville-usa>
- **My5 (Channel 5):** The Black Panthers: Vanguard of the revolution, 2 episodes (15 certificate, 60 min each) <https://www.my5.tv/black-panthers-vanguard-of-the-revolution/season-1>
- **My5 (Channel 5):** Freedom Summer (2hr) <https://www.my5.tv/freedom-summer/season-1/freedom-summer>
- **My5 (Channel 5):** Martin Luther King: Roads to Memphis, 1 episode (15 certificate, 1hr) <https://www.my5.tv/martin-luther-king-roads-to-memphis/season-1/martin-luther-king-roads-to-memphis>



Medicine Through Time

- **YouTube:** BBC medicine summary videos (really good) (all 5 mins long)
 - Medieval - <https://www.youtube.com/watch?v=nVJV8iEAm88>
 - Renaissance- <https://www.youtube.com/watch?v=tRbl2JszKd4>
 - Vesalius, Pare and Harvey- <https://www.youtube.com/watch?v=walfj2dpU-E>
 - 18th Century (industrial)- <https://www.youtube.com/watch?v=7pjAH84f-c0>
 - 19th Century (Industrial)- <https://www.youtube.com/watch?v=MdNXDqCGv3M>
 - Pasteur and Koch- <https://www.youtube.com/watch?v=ZmaoHB5fKB4>
 - Lister and Simpson- <https://www.youtube.com/watch?v=Vg1hqZanDa0>
 - Chadwick and Snow- <https://www.youtube.com/watch?v=TT4Z1lkf36w>
 - Modern Medicine- <https://www.youtube.com/watch?v=my14ZuzjH5I>
 - Fleming, Florey and Chain- <https://www.youtube.com/watch?v=N2-7UQWrYPY>
- **YouTube:** The foundations of the NHS BBC (10 minute)-
<https://www.youtube.com/watch?v=0pnEMBgEG24>
- **YouTube:** The Life and work of Florence Nightingale (10 minute)-
<https://www.youtube.com/watch?v=jONlz7vaMnU&list=RDCMUC4KN50fal7f45fx2DqG7ttg&index=5>

Medicine During WWI

- **YouTube:** Medical Treatment in World War 1, documentary (10 mins)
<https://www.youtube.com/watch?v=oore7iT-ldc&t=37s>
- **YouTube:** How war advanced medical technology, documentary (1hr) very good
<https://www.youtube.com/watch?v=ru0tfK8lodQ>
- **YouTube:** Was War good for Medicine? (22mins)
<https://www.youtube.com/watch?v=DKjYSOWiHvc>
- **Films:** A lot of the films are not necessary about medicine on the western front but tell you a lot about what the war was like:
 - 1917 (2020)
 - The Trench (1999)
 - War Horse (2011)
 - Blackadder Goes Forth (1989)



The American West

- **Netflix:** The West, 8 episodes (each 50 min) dramatized documentary
- **Documentary:** The West Ken Burns, documentary- FANTASTIC (9 episodes) (each 1hr40) <http://kenburns.com/films/west/> (This use to be on Netflix, but I cannot find a free copy of it)
- **YouTube:** Tony Robinsons Wild West (2 episodes) (50 mins each) episode 1- <https://www.youtube.com/watch?v=JSUQrs4Xr5w> episode 2- <https://www.youtube.com/watch?v=Rq2bOBuhcO0>
- **YouTube:** America's Great Indian Nations (54 min)
<https://www.youtube.com/watch?v=MazI9dFA6ME&t=1301s>
- **YouTube:** The American West 06 - The Cattle Trail (10 mins)
<https://www.youtube.com/watch?v=PaHQ2vrt0ak>



- **YouTube:** American West Bitesize Revision (30 mins)
<https://www.youtube.com/watch?v=p4FKkwkoPpQ>
- **YouTube:** The Battle of Little Bighorn (5 mins)
<https://www.youtube.com/watch?v=UM4eQBpfGlg>
- **YouTube:** The Indian Problem (12 mins) <https://www.youtube.com/watch?v=if-BOZgWZPE>
- **Podcast:** In Our Time: The American West
<https://www.bbc.co.uk/programmes/p00548gg>
- **BBC I Player:** The American Frontier
<https://www.bbc.co.uk/programmes/b07zc3cd>

Elizabeth I

- **Netflix Film:** Elizabeth: The Golden Age (2007)
- **Film:** Elizabeth (1998)
- **Film:** Mary Queen of Scots (2018) (certificate 15)
- **YouTube:** Quick 3-minute summary video
<https://www.youtube.com/watch?v=dfgeLdXA87I>
- **YouTube:** Revise History- quick summary videos (5 min)
 - The Elizabethans-
<https://www.youtube.com/watch?v=ZHZ8-ZSWkUs>
 - The Religious Settlement- <https://www.youtube.com/watch?v=yIP6oZgSeul>
 - The Spanish English Conflict-
<https://www.youtube.com/watch?v=GM1n2DBq2gQ>
 - The Spanish Armada- <https://www.youtube.com/watch?v=Xbgmw1lch3Y>
- **My5 (Channel 5):** ELIZABETH I Chanel 5 Documentary | PLUTO TV DRAMA (3 episodes)
- **YouTube:** Elizabeth- (4 episodes although episode 3 is not on Youtube at the moment) - [Elizabeth I: From Prison to Palace \(Episode 1\) - YouTube](#), [Elizabeth 1: The Virgin Queen \(Episode 2\) - YouTube](#), [Elizabeth I: Gloriana \(Episode 4\) - YouTube](#)
- **All 4 (Channel 4):** Elizabeth I Channel 4 documentary, 2 episodes
<https://www.channel4.com/programmes/elizabeth-i/on-demand/39939-001>
- **Random Web Page:** A fantastic web page that has loads of links on it to the whole course and videos to watch.
<http://historyattallis.weebly.com/early-elizabethan-england-1558-88.html?fbclid=IwAR2ziRr0njBWbh9RWidtUKXByiKFmVta9qAPGivpkaaqkQr7Tv6HUmsPAPU>



****Make sure that you have your parent/carer's permission to watch any films noted as having a 15 certificate.***



IT & Computer Science

iDEA (Inspiring Digital Enterprise Award)

As an additional activity I invite you to work towards completing your **Bronze iDEA** badge. The iDEA scheme helps you develop digital, enterprise and employability skills through a series of online challenges. iDEA is the digital and enterprise equivalent of **The Duke of Edinburgh's Award**. Through a series of online challenges, you can win career-enhancing badges, unlock new opportunities and, ultimately, gain an industry-recognised Award that helps you stand out from the crowd. As soon as you have completed your Bronze certificate you can download it from the website or request to have it sent to you by post - more information about iDEA can be found by clicking on the following link <https://idea.org.uk/about/learner>

Your first task is to go to <https://idea.org.uk/> and create an account. When signing up, make sure you use your King's School email address, i.e. the one that ends **@theks.co.uk**. When entering your organiser code, make sure you use **ADD2021**. If you have any questions regarding this, contact with Mrs Richardson.

In order to obtain your **Bronze iDEA** badge, you need to earn 50 points in each of the following categories - **Citizen, Worker, Maker** and **Entrepreneur** – The badges are worth different points depending on their difficulty level so think about the ones you choose to complete. If you manage to achieve **Bronze iDEA** badge or have completed this previously try working towards or completing your **Silver iDEA** badge. Good luck and have fun.



Music

Key Stage 3

How many of the A-Z of music Challenges can you complete? The challenge is on.

<p>A HISTORY OF BRITISH POP</p> <p>Make a timeline of British pop. You will need dates, genres and artists. https://www.bbc.co.uk/bitesize/topics/zbw7pv4/articles/zrrnpg8</p> <p>Extension- find examples of songs and add pictures of the artist /album covers. Listen to some examples. Which is your favourite style and why?</p>	<p>BEATBOXING</p> <p>How about having a go at beatboxing? https://www.bbc.co.uk/cbbc/watch/p010pb71</p> <p>‘Beatboxing should be seen as an art form’. Write a paragraph to explain whether you agree or disagree with this statement. https://www.bbc.co.uk/news/newsbeat-42820405</p>	<p>CHOIR</p> <p>If a song has been written, chances are a choral version has been made!</p> <p>Choose 1 song you like, and 1 song your parents like and see if there is a choir version of it on YouTube.</p> <p>Tell me how the choir version is similar / different to the original.</p>
<p>DRUMS</p> <p>Research ten different drums from around the world. Draw a picture or create a presentation and explain how each is played. You could also include YouTube links of each one being played. Don’t forget to say where they come from! Here’s how to embed a video: https://www.youtube.com/watch?v=EYXXa4WOZhs</p>	<p>ELEMENTS</p> <p>Make a poster describing tempo, texture, dynamics, duration, timbre, pitch, structure. Stretch words – rhythm, melody, harmony. Draw pictures to illustrate what each one means.</p>	<p>FUSION</p> <p>Read about fusion music on the link below: https://www.bbc.co.uk/bitesize/topics/z3dqhyc/articles/zr4fscw and try the quiz.</p> <p>Have a go at composing a fusion piece: 🎵 https://www.bbc.co.uk/bitesize/topics/zhdfscw/articles/z7jtxyc or listen to some bhangra and write a fact file.</p>



<p>GUITAR</p> <p>Name 5 instruments in the guitar family. What do they all have in common? What is different about each instrument?</p> <p>🎵 Then have a go at playing some air guitar! (or if you have one at home, why not try to learn some chords and a song?) https://www.youtube.com/watch?v=UO8ccrtQcwc&saf e=true</p>	<p>HAPPY BIRTHDAY</p> <p>To all those celebrating at home! On any instrument of your choice, see if you can work out the notes to Happy Birthday by listening to what you play. To play it all on white notes, start on a G!</p> <p>Extension – can you work out any other tunes? Twinkle Twinkle, Oh When The Saints, Hot Cross Buns are all easy to start with.</p>	<p>INSTRUMENT</p> <p>Can you make a functioning instrument and compose and record a short piece for it? Use things you can find around the house. Make more than one and form a family band!</p> <p>OR</p> <p>If you have an instrument at home, learn a new piece of music, keep a log/diary of your practice, and upload your finished piece when it's ready.</p>
<p>JUKEBOX</p> <p>Juke boxes were around from the 1950s. People would put in a coin and choose their favourite song to play.</p> <p>Make a list of your ten favourite songs and who sang them, and give a musical reason why you like each one. Remember to use musical words.</p> <p>Extension – Karaoke time! Find a karaoke track and sing! 🎤 🎵</p>	<p>KEYBOARD</p> <p>Draw a piano keyboard, label the notes and learn to recognise where they are. Here's a link if you have forgotten: https://www.youtube.com/watch?v=aovVKP02noU&saf e=true</p> <p>Extension – name the shaRps and fLats – sharp goes right, flat goes left. Then test yourself: https://www.musictheory.net/exercises/keyboard https://www.musictheory.net/exercises/keyboard-reverse</p>	<p>LYRICS</p> <p>Have a go at writing a verse of a song or rap. Think about the message you want to give. Link below if stuck!</p> <p>http://jamzone.littlekidsrock.org/lessons/start-with-a-rhyme/ or http://jamzone.littlekidsrock.org/lessons/end-rhymes/</p> <p>What are your favourite lyrics? Choose one song and write about why you like them.</p>
<p>MASH UP</p> <p>Learn to play these four chords then watch the link below to see if you can sing along!</p>	<p>NOTES AND RHYTHM</p> <p>Have a go at some body percussion with this link – start at 1 min24</p>	<p>ORCHESTRA</p> <p>Watch the link below 'Peter and the Wolf' by Prokofiev. Each character has a musical theme played by a certain instrument. Write a</p>



<p>C=CEG G=GBD Am=ACE F=FAC https://www.youtube.com/watch?v=HTYrkOZ5nCs&safe=true</p> <p>MELODY</p> <p>Choose a melody of a song or nursery rhyme and have a go at learning it on an instrument or singing it. Can you memorise it?</p>	<p>https://www.youtube.com/watch?v=j4mZhv9HS-g&safe=true</p> <p>Watch some more from Beat Goes On – can you compose something yourself?</p> <p>https://www.youtube.com/user/OllieTunmer/videos?disable_polymer=1</p>	<p>sentence or two about why the theme/ tune fits each character. Then find five facts about Prokofiev.</p> <p>https://www.dailymotion.com/video/xmbg64</p> <p>If you enjoyed this, try watching other clips from ballets and operas. Which is your favourite?</p>
<p>PERFORMANCE</p> <p>Watch a performance from an artist you admire. A lot of artists are live streaming performances and venues like the Royal Albert Hall are streaming concerts. Have a look and enjoy a concert from the comfort of your own home.</p> <p>If you can watch it with your family, have a discussion about the concert afterwards – what did you like/not like about it. Write up a review – what rating (out of 10) would you give it and why?</p>	<p>QUEEN</p> <p>Find out about the members of Queen and write a quick fact file. Listen to one of their songs and write a review of why you like or dislike it.</p> <p>Extension – Research ‘We Will Rock You’ a musical based on the songs of Queen – how are the songs different to the original versions?</p> <p>https://www.youtube.com/watch?v=Ew9KR1zZXzk</p>	<p>RAP</p> <p>Teach yourself to rap with these online lessons!</p> <p>http://jamzone.littlekidsrock.org/lessons/hip-hop-basics-slogans/</p> <p>Name 5 famous rappers. Jay Z said “Rap is Poetry”. Write a paragraph to explain whether you agree or disagree with this statement.</p>
<p>STEEL DRUMS</p> <p>Make a fact file about the steel drums – where they are from, how they are played, characteristics of the music etc.</p> <p>https://www.youtube.com/watch?v=ReNbZFKKX7c&safe=true</p>	<p>TREBLE CLEF</p> <p>Make yourself a revision card on treble clef. See link below if you need a reminder:</p> <p>https://www.youtube.com/watch?v=U2TLtRu6Hqk&list=PLzduPNt4AM0mnQu_P9wLoR3QckJJwSSO4&safe=true Then test yourself:</p>	<p>UPBEAT</p> <p>Slow songs often have upbeat remixes. Choose a song and its remix and make a comparison chart. You will find plenty to choose from on youtube. i.e. – Hello by Adele, Perfect – Ed Sheeran or pick your own.</p>



Extension – do the same for Reggae!	https://www.musictheory.net/exercises/note Extension – have a look at bass clef.	
VOICE Have a good sing! Don't forget to warm up your voice: https://www.youtube.com/watch?v=Ec-o7vsiBJs Then pick a song - search for a karaoke version of it on Youtube, and sing along. Bonus marks if you get your family to join in! Here are a couple to wet your whistle!: https://www.youtube.com/watch?v=pNRjZvI5IXo&safe=true https://www.youtube.com/watch?v=VUdeIFQtDYU	WEST END The West End is famous for theatres, many showing musicals. Choose a musical and pick two contrasting songs. Make a chart showing the differences between them. You will find plenty to choose from on YouTube. Extension – have a sing along or learn the dance to go with it! 🎤 🎵 Some of my favourite musicals are: Wicked, The Lion King, Mary Poppins, My Fair Lady, Guys and Dolls... there are so many to choose from!	XYLOPHONE Have a go at making a xylophone out of glass jars filled with water. You will have to experiment with how much is needed to get the notes right. Then compose a short tune or see if you can play one that you know! https://www.bing.com/videos/search?q=Water+Xylophone&adlt=strict&view=detail&mid=F26E9BF9A7EA8D317535F26E9BF9A7EA8D317535&&FORM=VRDGAR&ru=%2Fvideos%2Fsearch%3Fq%3DWater%2BXylophone%26FORM%3DVIDMHR
YOUR FAMILY Ask at least five members of your family (by phone or text is fine!) to tell you one or two songs they love, and why, and who sang it. Listen to all the songs and make a family playlist that you can enjoy together. Write about your playlist explaining which family members you asked, their choice and their reason. Make sure you ask members of all ages! Extension – Ask your friends too, and make a friends playlist!		ZIMMER Hans Zimmer is a famous film music composer. Find two films that he has written music for and write a musical description for each, followed by a comparison (three paragraphs in total).

You may want to print off the tasks and colour in the box, or cross the challenges off as you complete them, or you could make a copy of the document and keep track of which ones you have done on your laptop / computer.



We hope there is something for everyone, and that you will learn and try something new. Don't forget to show your family and get them involved where possible!

Key Stage 4

GCSE Students

- 1) Keep your performing skills up by recording your performances and upload them to the Performance assignment each week on Google Classroom.
- 2) Listen to a range of musical pieces on YouTube played by the orchestra. Listen carefully and pay close attention to which instruments are playing each part. Have the instruments of the orchestra picture in the link below to help you name the instruments and then try to name the instruments without looking at it as you get more confident.
- 3) Download Muse Score and compose your own compositions using the link below:

Windows Version <https://musescore.org/en/download/musescore.msi>

Mac Version <https://musescore.org/en/download/musescore.dmg>

BTEC Students

- 1) Watch a range of rehearsal technique videos on YouTube and try these out when learning to play your instrument. Use them before you practise your pieces for Unit 5. Try to record yourself rehearsing and performing each week. Watch yourself back and try to set one improvement point each week.
- 2) Watch a range of professional performers and focus on their stage presence. How can you show good performing skills when you perform?

Exam Paper Practice for GCSE

Access Practise listening papers using the link below which will take you to a range of resources on google classroom.

<https://classroom.google.com/c/MzM5OTMwNTIxOTNa/a/MTk1OTM0ODAwNDk4/details>
<https://classroom.google.com/c/MzM5OTMwNTIxOTNa/a/MTk1OTM0NjY0OTI0/details>
<https://classroom.google.com/c/MzM5OTMwNTIxOTNa/a/MTk1OTM1MjI0MjMw/details>



Maths

Key Stage 3

Hegarty Maths – <https://hegartymaths.com>

Hegarty Maths is an online learning resource that we use for homework. All students have their own log in's and should be used the watching the online video's and doing the quizzes. However Hegarty Maths also has 'Fix Up 5's' which gives individual questions to help you improve your understanding of topics you might need some more practice in. They also have the 'MemRi' facility which helps students build their long term memory in preparation for their exams at the end of each year!

Transum Maths Map – http://www.transum.com/Software/Maths_Map

Transum Maths Map is a tool designed for Secondary school students to find activities to support your learning. Choose a topic by clicking on any of the Hexagons. You will be able to answer the quizzes and obtain feedback straight away. The topics are Number, Ratio, Probability, Algebra, Statistics and Other. Please have a go at as many as you can!

Times Table RockStars – <https://ttrockstars.com>

This a carefully sequenced programme of daily times tables practice which is aimed at Key stage 3. It is a competition to see how many times tables you know! A good knowledge of times tables underpins all Mathematics topics, can you be top of the weekly leader board?

N Rich – <https://nrich.maths.org>

Is a website run by the NRich Maths project Cambridge in support with Cambridge University? They have resources for students in Key stage 3 and Key Stage 4 which focus on problem solving. Click on the secondary students (blue button) at the top of the page to explore Maths activities and games plus lots more!



Key Stage 4

Corbett Maths 5 a Day – <https://corbettmaths.com/5-a-day/gcse/>

Try one of your five a day in preparation for your GCSE'S, you can start at any month, there is a set of questions for every day of the year!

Numeracy - designed for students aiming for Grades 1, 2 and 3.

Foundation - designed for students aiming for Grades 3 and 4.

Foundation Plus - designed for students aiming for Grades 4, 5 and 6.


Higher - designed for students aiming for Grades 6 and 7.

Higher Plus - designed for students aiming for Grades 8 and 9.

Exam Paper Practice

Maths Genie – <https://www.mathsgenie.co.uk/OCRpapers.html>
<https://www.mathsgenie.co.uk/gcse.html>

Our exam board is OCR, please use the link above to access past paper questions and revision material. There are mark schemes included for papers and individual topic revision. Make sure you know which tier of paper you are aiming to do (speak to your class teacher if you are unsure!)

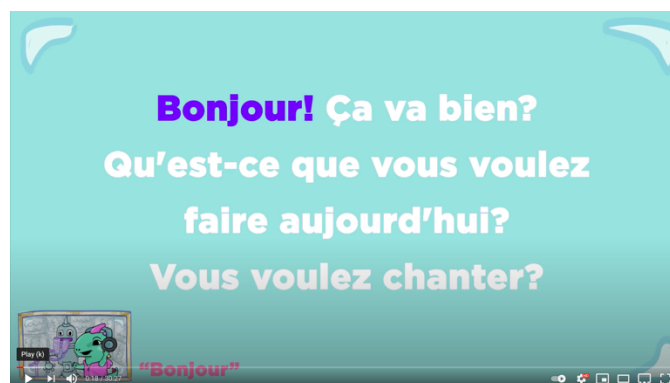


MFL

Key Stage 3

Being at home is a great opportunity to make sure you have all your work organised and collected into different topics. Remember! In every topic we learn many different new phrases, how are you going to remember them all? Well, you can create banks of words for every topic. These are some options to it:

- Create revision cards with the French phrase on one side and the translation on the other side. You can ask someone to check your answers and get points!
- Play Bingo where you must cross out the numbers in French.
- Write down a letter to introduce yourself in French. Maybe one day you can send it to your new friend in Paris...
- Try some of these games to test your knowledge of vocabulary: <https://www.french-games.net/>
- Have you ever tried to listen to some music in a different language? You could the best French singer in the school...
<https://www.youtube.com/watch?v=ETTcskgCv0M>



Key Stage 4

Now is time to improve those areas that we find more challenging and make the best of your extra time! These are a few ideas to nail your languages skills at home:

- Reading and listening: The best way to be updated nowadays is by... reading newspapers! Try out your reading and listening skills by exploring one short article a day or some news podcasts. <https://www.connexionfrance.com/French-news> (French), <https://www.elmundo.es/> (Spanish)
- Writing: Pick the most challenging topic for each theme and write down about 150 words using three tenses pretending you are someone else. What would your best friend write? What if you were the Prime Minister?
- Speaking: Make sure you have all your answers ready for Theme 2 questions.
- Translation: Ask someone to write down a text of about 40 words on a topic you find challenging and translate it into French. Prove you are better than Google Translator!
- Grammar: Choose 3 verbs that you do not know yet and conjugate them in all three tenses using all different pronouns (I, you, he/she/it, we, you (all), they). Make sure you translate them into English to remember all the meanings later.

Exam Style Tasks

Remember you can always access Language Gym (<https://www.language-gym.com/>) to answer comprehension questions linked with the vocabulary from all different 3 Themes. If you have your GCSE revision guide at home (Year 11), you can also practice your reading and writing skills by completing some of these tasks.



PE

Key Stage 3

Give some of these tasks a try in your own time.

Share your work with us on Show my Homework or YOUR Core PE Google classrooms.

Join some of our online extra-curricular clubs

These are designed to improve your fitness, skills, knowledge as well as improving your physical and mental health.

1. Run Club
2. Walk the walk
3. Sports skills club
4. Fitness and nutrition club

Make your own fitness video

1. Become Joe Wickes/a yoga instructor/personal trainer.
2. Design your own fitness session.
3. Film yourself leading the fitness session.
4. Share with us via SMHWK and GC.

Deck of Cards fitness

Equipment - pack of cards



How to play - Assign each suit and exercise e.g. clubs = sit ups, spades = burpees, hearts = lunges, diamonds = squats. You chose the exercises and make them as hard as what suits your ability.

Place the deck of cards face down. Turn the card – the suit on the card tells you the exercise to do and the number tells you how many e.g. 7 diamonds become 7 squats. A picture/face card = 30 seconds running on the spot.

How quickly can you complete the deck of cards?




King's Core PE 7 Day Challenges

The 7 day challenges are on your Core PE Google Classroom. Complete the challenges each day.

Don't forget to update us on what you have been doing.

Kings Core PE

7 Day Challenge



- 1**
Interval Challenge
run for 5 minutes,
walk for 1, x 5
- 2**
Test your Endurance
Walk, run or cycle
for 1 hour today.
- 3**
Skill Challenge –
100 completed
catches or keep ups
in one session.
- 4**
Rest Day –
Get out the
house for a 30
minute Walk,
with Family
- 5**
Joe Wicks
Complete a 20-30
minute Joe Wicks
workout from
YouTube
- 6**
Flexibility
Complete a 20
minute Yoga or
stretching video
from YouTube
- 7**
Rest Day –
Get out the
house for a 30
minute Walk,
with Family

Key Stage 4

The EverLearner

Use your log-in to access videos and quizzes, tests, exam questions. Link below:

[TheEverLearner - We use technology to humanize every classroom](#)

Our courses:

Sports studies = OCR Cambridge Nationals – Contemporary issues.

GCSE PE = AQA GCSE PE – pick any topic

Research your own next steps

What can you do with your KS4 qualification?

Research the following:



What courses can I do linked to sport in the local area when I leave school?
What colleges/further education providers offer courses in sport and PE?
Do these courses suit me?
What can I do after college? – university courses in sport?
What career could I have in sport?

Planet PE

Planet PE is a YouTube video sharing account. [Planet PE - YouTube](#)




Subscribe to the account and watch the videos on GCSE PE. There is content that specifically relates to AQA GCSE PE.

Seneca

[Free Homework & Revision for A Level, GCSE, KS3 & KS2 \(senecalearning.com\)](#)

Click on the link above. Make an account – its free!

Find the AQA GCSE PE course.
Watch the videos and complete the activities.



Science

Key Stage 3


Take a virtual tour of a science museum. Why not...

1. Stroll around The Fantastic Beasts: the wonder of nature exhibition or meet with the Nature Live Online team every Tuesday at 3pm at the Natural history museum:
<https://www.nhm.ac.uk/visit/virtual-museum.html>
2. Attend a virtual zoo day: <https://www.chesterzoo.org/virtual-zoo-2/>
3. Explore some of the collections at the science museum:
<https://www.sciencemuseum.org.uk/virtual-tour-science-museum>
4. Try out some of the kitchen science experiments suggested by the Science museum group (make sure you get permission from a parent/carers before you have a go!):
<https://learning.sciencemuseumgroup.org.uk/resources/kitchen-science/>
5. Have a look round the Smithsonian National Museum of Natural History in Washington: <https://naturalhistory.si.edu/visit/virtual-tour>
6. Ever considered being an astronaut? Take a tour of NASAs Langley Research centre: <https://oh.larc.nasa.gov/oh/>

If you want to test your knowledge and work on retrieval then why not try Kuizical:
<http://kuizical.com/> Just select Key Stage 3, the topics you want to practice and then the number of questions. The answers are on the back of the flash card.

Or you can set yourself a test on Educake. Try looking at the areas you need to improve or the areas that you are studying in lessons and set your own tests.

<http://educake.co.uk>



Key Stage 4

Our exam board at GCSE is AQA and the majority of you will study Combine Science: Trilogy.

- To improve your required practical knowledge watch these great play lists on YouTube <https://www.youtube.com/c/MalmesburyEducation/playlists>
- To really embed your knowledge across Biology, Chemistry and Physics revise and quiz yourself on BBC Bitesize:
<https://www.bbc.co.uk/bitesize/examspecs/z8r997h>
You can maximise your Science revision time by answering the 20 questions on BBC bitesize first and let them suggest which areas you need to revise.
- If you need some extra support on key topics watch the cognito videos on YouTube <https://www.youtube.com/channel/UCaGEe4KXZrjou9kQx6ezG2w>
Cognito have also set up a website where you can find past papers and exam questions by topic.
<https://www.cognitoedu.org>
- To practice your retrieval of knowledge across Biology, Chemistry and Physics try Kuizical <http://kuizical.com/>
Just select AQA Biology, Chemistry or Physics (or all of them), the topics you want to practice and then the number of questions. The answers are on the back of the flash card.
- You could also use the courses assigned to you in your SENECA classroom or set yourself some tests on Educake.

<https://senecalearning.com>
<http://educake.co.uk>



Social Sciences

Key Stage 3 - Ethics and Character

Year 7 and 8

For your home learning, we invite you to research into the Dharmic religions (Hinduism, Sikhism, and Buddhism) and create a fact file on each. When doing this, you should think about the following questions:

- How old is the religion and where did it originate (come from)?
- What do the followers of this religion believe about God?
- Where, how, and why do they worship?
- How does this compare to the other religions we have studied this year?

You could also create a mini textbook for each of these religions to help explain to others the beliefs of this faith. In this mini text book, you could include lots of different pictures, symbols, and 'did you know?' facts to wow your readers with your knowledge.

Year 9

In September, we studied the events of the Holocaust and the persecution of Jews in Nazi Germany, since then we have looked at lots of different topics surrounding discrimination and war. In order to consolidate this knowledge, you could read 'The Boy in the Striped Pyjamas' or 'The Diary of Anne Frank'. Anybody interested in finding out more about religion around the world, or debating philosophical ideas, you could watch the documentary series 'The Story of God with Morgan Freeman' on Netflix or listen to 'The RE Podcast' by Louisa Jade Smith available on Spotify / Amazon / Apple Music, or at the following website <https://www.therepodcast.co.uk/>



Key Stage 4 - Social Sciences

KS4 Citizenship

This term we are starting to look at Theme C– How does the Law work. To prepare for this you should actively be keeping up to date with the news, current events. You should ensure the news you are watching or reading comes from reliable sources... BBC News is usually a good place to start. You could also find out about the legal system in the UK, how it works, and the way the prison system compares to other countries. You could research the UK prison system and how it differs to other prison systems across the world. One good example to compare the UK prison system to is the system in the USA and even Russia.

KS4 Religious Studies

<https://www.bbc.co.uk/bitesize/topics/zf64pg8>

To prepare for next term, you should already be using BBC Bitesize to refresh, and consolidate you knowledge of Islam. In Islam, you should be paying particular attention to the difference between Sunni and Shi'a Islam, the difference between their beliefs, and the ways in which both denominations practice their faith. Create notes, mind maps, flashcards, and any other revision materials in order to help you revise and recap your learning.

<https://www.therepodcast.co.uk/>

To expand your knowledge on religious studies, and prepare you for future learning, you can also listen to the RE Podcast, as presented by Louisa Jade Smith. This is the first dedicated religious education podcast for students (and teachers) and is a great resource for helping push your knowledge around topics we discuss in class a little further. For this, I would suggest sitting back, and relaxing (and maybe take a few notes) whilst listening to this epic podcast.

