

THE KING'S  
SCHOOL


# WELCOME TO YEAR 11

[kings.patrust.org.uk](http://kings.patrust.org.uk)



# CONTENTS

<b>GCSE Subjects</b>	<b>4</b>
Combined Science (AQA)	5
Computer Science (OCR)	6
Drama (AQA)	7
English Language (AQA)	8
English Literature (AQA)	9
Fine Art (AQA)	10
Geography (AQA)	11
History (edexcel)	12
Mathematics (OCR)	13
Music (edexcel)	14
PE (AQA)	15
Photography (edexcel)	16
Religious Studies (edexcel)	17
Spanish (AQA)	18
 <b>Vocational Subjects</b>	 <b>20</b>
Engineering (WJEC)	21
Health & Social Care (OCR)	22
Hospitality & Catering (WJEC)	23
Music (edexcel)	24
Sports Studies (OCR)	25
 <b>Glossary of Terms</b>	 <b>26</b>
<b>Lines of Communication</b>	<b>27</b>





# GCSE SUBJECTS

## COMBINED SCIENCE (AQA) GCSE

<b>Course Structure</b> <i>2 Tiers</i> <i>Foundation</i> <i>Grades 1 - 5</i> <i>Higher</i> <i>Grades 4 - 9</i>	<p>6 exams at the end of year 11. Each is 70 marks and 1 hour 15 minutes long.</p> <p><b>The papers are structured as follows:</b></p> <p><b>Biology 1:</b> Topics 1–4: Cell Biology; Organisation; Infection and response; and Bioenergetics.</p> <p><b>Biology 2:</b> Topics 5–7: Homeostasis and response; Inheritance, variation and evolution; and Ecology.</p> <p><b>Chemistry 1:</b> Topics 8–12: Atomic structure and the periodic table; Bonding, structure, and the properties of matter; Quantitative chemistry; Chemical changes; and Energy changes.</p> <p><b>Chemistry 2:</b> Topics 13–17: The rate and extent of chemical change; Organic chemistry; Chemical analysis; Chemistry of the atmosphere; and Using resources.</p> <p><b>Physics 1:</b> Topics 18–21: Energy; Electricity; Particle model of matter; and Atomic structure.</p> <p><b>Physics 2:</b> Topics 22–24: Forces; Waves; and Magnetism and electromagnetism.</p>
<b>Controlled Assessment</b>	There is no controlled assessment for this subject.
<b>Top Tips For Revision</b>	<ul style="list-style-type: none"><li>– Past paper questions. Mark them. The ones you struggle with make a flash card. Keep making them until you remember! Repeat until you don't need any more flashcards!</li><li>– Online quizzes are good when you are on the go.</li><li>– Do not simply read your book/textbook. You have to answer questions!</li></ul>
<b>Recommended Revision Resource</b>	<p><b>Revision guides:</b></p> <ul style="list-style-type: none"><li>– AQA   GCSE   Combined Science: Trilogy   Assessment resources past papers and mark schemes.</li><li>– AQA GCSE Science Past Papers - Revision Science more past papers and mark schemes.</li><li>– GCSE Combined Science (AQA Trilogy) BBC Bitesize This is a mixture of podcasts, past paper questions and revision materials broken down by topic.</li><li>– Freesciencelessons - YouTube. This is an incredible resource. Make sure you choose AQA GCSE as there are also A level resources on there!</li><li>– GCSE Past Papers &amp; Questions by topic   Save My Exams. Choose combined science and there are videos and quizzes. This one has limited access but you can sign up for £5 monthly subscription.</li></ul>

# COMPUTER SCIENCE (OCR)

## GCSE

<b>Course Structure</b> <b>2 Papers:</b> 50% of the course each. Paper 1 - 1 Hour 30 Minutes Paper 2 - 1 Hour 30 Minutes	<b>Component 1: Computer systems</b> Introduces students to the central processing unit (CPU), computer memory and storage, data representation, wired and wireless networks, network topologies, system security and system software. It also looks at ethical, legal, cultural and environmental concerns associated with computer science.  <b>Component 2: Computational thinking, algorithms and programming</b> Students apply knowledge and understanding gained in component 01. They develop skills and understanding in computational thinking: algorithms, programming techniques, producing robust programs, computational logic and translators.
<b>Controlled Assessment</b>	<b>Practical programming</b> Students undertake programming tasks during their course of study which allows them to develop their skills to design, write, test and refine programs using a high-level programming language (Python).  Programming tasks are 20 hours over the course duration. There is no formal weighting towards the grade, but completion is an essential requirement.
<b>Top Tips For Revision</b>	<ul style="list-style-type: none"><li>- Learn the acronyms for each topic.</li><li>- Break the syllabus down into smaller topics.</li><li>- Regular practice questions help apply knowledge to exam questions.</li></ul>
<b>Recommended Revision Resource</b>	<b>Isaac Computer Science</b> (Department for Education's National Centre for Computing Education). <b>Computer Science Newbies</b> Excellent resources for both theory and practical programming.

# DRAMA (AQA)

## GCSE

<b>Course Structure</b>	<b>Component 1: Understanding Drama</b> Written Examination 1 Hour 45 minutes = 40%.  <b>Component 2: Devising Drama</b> Perform a devised piece and a written logbook = 40%.  <b>Component 3: Texts in Practice</b> Perform two extracts from a play = 20%.  A visiting examiner arranges a date for this between February and May in Year 11.
<b>Controlled Assessment</b>	<b>Component 2: Devising Drama</b> Written logbook which is completed in Year 10 between January and June.
<b>Top Tips For Revision</b>	<ul style="list-style-type: none"><li>- Learn lines as soon as possible to allow for full use of acting skills when in rehearsal.</li><li>- Research and watch the play studied to allow for full appreciation of the content, performance and techniques.</li><li>- Look at YouTube for plays we are studying as well as videos about:<ul style="list-style-type: none"><li>• Constantine Stanislavski.</li><li>• Bertolt Brecht.</li><li>• Frantic Assemble.</li><li>• Steven Berkoff.</li></ul></li></ul>
<b>Recommended Revision Resource</b>	<ul style="list-style-type: none"><li>- <a href="http://www.bbc.co.uk/bitesize/subjects/zbckjxs">www.bbc.co.uk/bitesize/subjects/zbckjxs</a></li><li>- <a href="http://www.bbc.co.uk/bitesize/examspecs/zrnjwty">www.bbc.co.uk/bitesize/examspecs/zrnjwty</a></li><li>- <a href="http://www.quizlet.com/en-gb/content/gcse-drama">www.quizlet.com/en-gb/content/gcse-drama</a></li><li>- <a href="http://www.thestudentroom.co.uk/revision/aqa/gcse-drama-exams-and-revision-aqa-explains-what-you-need-to-do">www.thestudentroom.co.uk/revision/aqa/gcse-drama-exams-and-revision-aqa-explains-what-you-need-to-do</a></li></ul>



# ENGLISH LANGUAGE (AQA)

## GCSE

### Course Structure

**2 Papers:** 50% of the course each | Paper 1 - 1 Hour 45 Minutes | Paper 2 - 1 Hour 45 Minutes  
**AQA English Language consists of two exams and a non-exam assessment.**

<p><b>Paper 1: Explorations in creative reading and writing</b></p> <p><b>What's assessed</b> Section A: Reading. Section B: Writing.</p> <p><b>Assessment</b></p> <ul style="list-style-type: none"><li>Written exam: 80 marks (50% of GCSE).</li></ul> <p><b>Questions</b> <b>Reading (40 marks) (25% of overall qualification) – one single text.</b><li>1 short form question (1 x 4 marks).</li><li>2 longer form questions (2 x 8 marks).</li><li>1 extended question (1 x 20 marks).</li><p><b>Writing (40 marks) (25% of overall qualification).</b></p><ul style="list-style-type: none"><li>1 extended writing question (24 marks for content, 16 marks for technical accuracy).</li></ul></p>	<p><b>Paper 2: Writers' viewpoints and perspectives</b></p> <p><b>What's assessed</b> Section A: Reading. Section B: Writing.</p> <p><b>Assessment</b></p> <ul style="list-style-type: none"><li>Written exam: 80 marks (50% of GCSE).</li></ul> <p><b>Questions</b> <b>Reading (40 marks) (25% of overall qualification) – two linked texts</b><li>1 short form question (1 x 4 marks).</li><li>2 longer form questions (1 x 8, 1 x 12 marks).</li><li>1 extended question (1 x 16 marks).</li><p><b>Writing (40 marks) (25% of overall qualification)</b></p><ul style="list-style-type: none"><li>1 extended writing question (24 marks for content, 16 marks for technical accuracy).</li></ul></p>	<p><b>Non-exam assessment: Spoken Language</b></p> <p><b>What's assessed</b></p> <ul style="list-style-type: none"><li>Presenting skills.</li><li>Responding to questions and feedback.</li><li>Use of Standard English.</li></ul> <p><b>Assessment</b></p> <ul style="list-style-type: none"><li>Marked by teacher.</li><li>Separate endorsement (0% weighting of GCSE).</li></ul>
<p><b>Top Tips For Revision</b></p>	<ul style="list-style-type: none"><li>Know the mark schemes well.</li><li>Complete past papers.</li><li>Read a range of fiction and non-fiction texts in your spare time.</li><li>Invest in a good revision guide for AQA English Language.</li><li>Focus on your weaker areas.</li></ul>	
<p><b>Recommended Revision Resource</b></p>	<p><b>Revision guides:</b></p> <ul style="list-style-type: none"><li>CGP GCSE AQA English Language Complete Revision and Practice.</li><li>AQA GCSE English Language and Literature Practice Test Papers.</li><li>Collins GCSE Grade 9-1 SNAP Revision - AQA GCSE 9-1 English Language Reading (Papers 1 &amp; 2) Workbook.</li><li>Revision guide: Collins GCSE Grade 9-1 SNAP Revision - AQA GCSE 9-1 English Language Writing (Papers 1 &amp; 2) Workbook.</li></ul> <p><b>Websites:</b></p> <ul style="list-style-type: none"><li>www.mrbruff.com</li><li>senecalearning.com: Online Learning &amp; Tutoring for A Level, GCSE &amp; KS3</li><li>Personalised revision support   Educake.</li></ul>	

# ENGLISH LITERATURE (AQA)

## GCSE

### Course Structure

**2 Papers:** Paper 1 - 1 Hour 45 Minutes (40% of GCSE) | Paper 2 - 2 Hours 15 Minutes (60% of GCSE)  
**AQA English Literature consists of two exams.**

<p><b>Paper 1: Shakespeare and the 19th century novel</b></p> <p><b>What's assessed</b></p> <ul style="list-style-type: none"><li>Macbeth.</li><li>The Strange Case of Dr Jekyll and Mr Hyde.</li></ul> <p><b>Assessment</b></p> <ul style="list-style-type: none"><li>Written exam: 64 marks (40% of GCSE).</li></ul> <p><b>Questions</b> <b>Section A:</b><li>Students will answer one question on Macbeth. They will be required to write in detail about an extract from the play and then to write about the play as a whole.</li><p><b>Section B:</b></p><ul style="list-style-type: none"><li>Students will answer one question on Jekyll and Hyde. They will be required to write in detail about an extract from the novel and then to write about the novel as a whole.</li></ul></p>	<p><b>Paper 2: Modern texts and poetry</b></p> <p><b>What's assessed</b></p> <ul style="list-style-type: none"><li>An Inspector Calls.</li><li>Power and Conflict Poetry Anthology.</li><li>Unseen Poetry.</li></ul> <p><b>Assessment</b></p> <ul style="list-style-type: none"><li>Written exam: 96 marks (60% of GCSE).</li></ul> <p><b>Questions</b> <b>Section A Modern texts:</b><li>Students will answer one essay question from a choice of two on 'An Inspector Calls'.</li><p><b>Section B Poetry:</b></p><ul style="list-style-type: none"><li>Students will answer one comparative question on one named poem printed on the paper and one other poem from the Power and Conflict cluster.</li></ul><p><b>Section C Unseen poetry:</b></p><ul style="list-style-type: none"><li>Students will answer one question on one unseen poem and one question comparing this poem with a second unseen poem.</li></ul></p>
<p><b>Top Tips For Revision</b></p>	<ul style="list-style-type: none"><li>Know the mark schemes well.</li><li>Complete past papers.</li><li>Know the texts well – reread them in your own time.</li><li>Invest in a good revision guide for each text studied.</li><li>Focus on your weaker areas.</li><li>Complete mind maps for each character and theme.</li><li>Learn key quotes for all texts.</li></ul>
<p><b>Recommended Revision Resource</b></p>	<p><b>Revision guides:</b></p> <ul style="list-style-type: none"><li>Collins GCSE Grade 9-1. SNAP Revision (SNAP workbooks also available).</li><li>An Inspector Calls: AQA GCSE 9 – 1 English Literature Text Guide.</li><li>Dr Jekyll and Mr Hyde: AQA GCSE 9 – 1 English Literature Text Guide.</li><li>Macbeth: AQA GCSE 9 – 1 English Literature Text Guide.</li><li>Power &amp; Conflict Poetry Anthology: AQA GCSE 9 – 1 English Literature Text Guide.</li><li>Unseen Poetry: AQA GCSE 9 – 1 English Literature Text Guide.</li></ul> <p><b>Websites:</b> www.MrBruff.com   www.senecalearning.com   www.Educake.com</p>



# FINE ART (AQA)

## GCSE

<b>Course Structure</b> 1 exam - 10 hours.	<b>Component 1 (60% of the course)</b> <i>Component 1 is completed through Year 10 and into Year 11 for students to build up a portfolio of work.</i>  In Component 1 students develop a portfolio of work. Realise intentions informed by research, the development and refinement of ideas. Work will include evidence of drawing for different purposes and must have written annotation.  <b>Component 2 (40% of the course)</b> <i>Started in January Year 11 and completed in March Year 11.</i>  In Component 2 (externally set assignment) students respond to a starting point provided by AQA. This response provides evidence of the student's ability to work independently within specified time constraints, realise intentions that are personal and meaningful.
<b>Controlled Assessment</b>	<b>Component 1: Coursework 60%</b> This consists of a portfolio of selected work from a series of assignments completed through Years 10 & 11.
<b>Top Tips For Revision</b>	<ul style="list-style-type: none"><li>- Exploring resources, analysing outcomes, and evaluating options are key elements of revising for GCSE Fine Art.</li><li>- Practice your skills as much as you can at home.</li></ul>
<b>Recommended Revision Resource</b>	<b>Revision guides:</b> <ul style="list-style-type: none"><li>- AQA GCSE Art &amp; Design Student Handbook.</li><li>- GCSE Art Ideas &amp; Portfolio Planning Book: For All Exam Boards.</li></ul> <b>Websites:</b> <ul style="list-style-type: none"><li>- <a href="http://www.bbc.co.uk/bitesize/examspecs/zjymp9q">www.bbc.co.uk/bitesize/examspecs/zjymp9q</a></li><li>- <a href="http://www.pinterest.co.uk">www.pinterest.co.uk</a></li></ul>

# GEOGRAPHY (AQA)

## GCSE

<b>Course Structure</b>	<i>There are 3 exams sat at the end of the course, all 1 hour 30 minutes.</i>  <b>Paper 1: Living with the Physical Environment (88 marks)</b> <ul style="list-style-type: none"><li>- <b>Section A:</b> The challenge of natural hazards.</li><li>- <b>Section B:</b> The living world.</li><li>- <b>Section C:</b> Physical landscapes in the UK.</li></ul> <b>Paper 2: Challenges in the Human Environment (88 marks)</b> <ul style="list-style-type: none"><li>- <b>Section A:</b> Urban issues and challenges.</li><li>- <b>Section B:</b> The changing economic world.</li><li>- <b>Section C:</b> The challenge of resource management.</li></ul> <b>Paper 3: Geographical Application and Geographical Skills (76 marks)</b> <ul style="list-style-type: none"><li>- <b>Section A:</b> Issue evaluation.</li><li>- <b>Section B:</b> Fieldwork.</li></ul>
<b>Controlled Assessment</b>	<ul style="list-style-type: none"><li>- Fieldwork write up completed after a trip to Bridlington in June Year 10.</li><li>- Coursework is not submitted but is assessed in Paper 3.</li></ul>
<b>Top Tips For Revision</b>	<b>Flash Cards:</b> Create your own revision resources using flashcards. You can write on both sides of them, colour code them or use them to quiz yourself and others. <b>Dual Coding:</b> Dual coding means putting your knowledge into visual form alongside words. <b>VIP Practice:</b> Practice key knowledge using SENECA for our VIPS. <b>Deliberate practice:</b> Set time aside to practice what you will be doing in the exam – answering exam questions!
<b>Recommended Revision Resource</b>	<b>Revision guides:</b> <ul style="list-style-type: none"><li>- Level 5-9: Hodder My Revision Notes: AQA GCSE (9–1) Geography Second Edition. <i>Simon Ross, Rebecca Blackshaw.</i></li><li>- Levels 1-5: CGP revision guide GCSE Geography AQA Revision Guide.</li></ul> <b>Seneca Learning</b> <ul style="list-style-type: none"><li>- Knowledge recall and exam technique testing - sign up is free at: <a href="https://senecalearning.com">https://senecalearning.com</a></li></ul>



# HISTORY (EDEXCEL)

## GCSE

<b>Course Structure</b>  <b>Paper 1:</b> <b>Medicine in Britain (1250 – Present) &amp; Medical Advancements on the Western Front (1914 – 1918)</b> Length: 1 hour 15 minutes - Weight: 30% <ul style="list-style-type: none"><li>– <b>Medieval Medicine:</b> Causes, Treatment and Preventions. Hippocrates, Galen and the Black Death.</li><li>– <b>Renaissance Medicine:</b> Causes, Treatments and Preventions. Vesalius, Harvey, Sydenham and the Great Plague.</li><li>– <b>Industrial Medicine:</b> Causes, Treatments and Preventions. Pasteur, Koch and Germ Theory. Jenner and vaccinations. Public Health and cholera.</li><li>– <b>Modern Medicine:</b> Causes Treatments and Preventions. Magic bullets &amp; Penicillin. The NHS and modern preventions including Covid 19.</li><li>– <b>World War I:</b> Conditions in trenches, style of warfare and types of injuries. Solutions and limitations. Plastic surgery and Blood transfusions.</li></ul>	<b>Paper 2:</b> <b>American West (1830 – 1895)</b> Length: 1 hour 45 minutes - Weight: 40% <ul style="list-style-type: none"><li>– The Plains Indians: Beliefs and Culture.</li><li>– The Great Plains and early pioneers, Gold Rush and Oregon Trail.</li><li>– Home steaders and the Cattle Industry.</li><li>– Indian Wars and Battle of the Little Bighorn.</li><li>– Johnson County War, Billy the Kid and Wyatt Earp.</li><li>– Indian assimilation and end of the Frontier.</li></ul> <b>Paper 2: Anglo-Saxons and Norman England (1060-1087)</b> <ul style="list-style-type: none"><li>– Anglo-Saxons: Society, Edward the Confessor and power of the Godwinson family.</li><li>– Claimants to the Throne in 1066.</li><li>– Battle of Gate Fulford, Stamford Bridge &amp; Hastings.</li><li>– Establishing control: Castles, Marcher Earldoms suppressing rebellions (Harrying of the North).</li><li>– Revolt of the Norman Earls 1075.</li><li>– Maintaining control through Normanisation and importance of the Church.</li><li>– Death of William and succession crisis in 1087, including Bishop Odo.</li></ul>	<b>Paper 3:</b>  <b>USA at home and Abroad, 1950 - 1975, Civil Rights and Vietnam War</b> Length: 1 hour 20 minutes - Weight: 30% <ul style="list-style-type: none"><li>– Life in the South for blacks in 1950s (Jim Crow Laws)</li><li>– Brown Vs Topeka &amp; Montgomery Bus Boycott.</li><li>– Early protest and non-violent direct action.</li><li>– March on Washington (Martin Luther King).</li><li>– Black Panthers, Black Power and Malcolm X.</li><li>– Civil Rights in the North.</li><li>– Early Vietnam and why the USA got involved.</li><li>– Escalation and warfare 64 - 68.</li><li>– Nixon and Vietnamisation.</li><li>– Counter Culture: Protests and support at home.</li></ul>
<b>Controlled Assessment</b>	There is no controlled assessment for this subject.	
<b>Top Tips For Revision</b>	<ul style="list-style-type: none"><li>– Create flashcards of each event or individual. Write the name on the front and the details on the back. Quiz yourself on the information.</li><li>– Timelines that include information about each event.</li><li>– Practise questions from the GCSE papers.</li></ul>	
<b>Recommended Revision Resource</b>	<b>Revision guides:</b> <ul style="list-style-type: none"><li>– BBC Bitesize.</li><li>– YouTube ‘Medicine Through Time’ – great animations.</li><li>– Oxford Revise, Edexcel GCSE History. Series Editor: Aaron Wilkes Complete Revision and Practice.</li></ul>	

# MATHEMATICS (OCR)

## GCSE

<b>Course Structure</b> <i>2 Tiers</i> <i>Foundation</i> <i>Grades 1 - 5</i> <i>Higher</i> <i>Grades 4 - 9</i>	<b>3 x 1 hour 30 minute papers</b> <i>Each paper out of 100 to give an overall mark out of 300 which is then graded.</i> <ul style="list-style-type: none"><li>– <b>Paper 1 – Calculator.</b></li><li>– <b>Paper 2 – Non-Calculator.</b></li><li>– <b>Paper 3 – Calculator.</b></li></ul> <p>Any topic can be assessed on any paper.</p> <p>Because for two-thirds of the assessment a calculator is allowed, students having their own scientific calculator puts them at a significant advantage.</p>
<b>Controlled Assessment</b>	There is no controlled assessment for this subject.
<b>Top Tips For Revision</b>	<ul style="list-style-type: none"><li>– You learn maths by doing, not reading or copying out.</li><li>– Identify areas to work on from past papers, focus on these using Sparx or other revision websites/guides, then re-test to check understanding.</li><li>– There is a large amount of content so focus your revision where you need it – not on areas you have already mastered.</li></ul>
<b>Recommended Revision Resource</b>	<ul style="list-style-type: none"><li>– Sparx Maths, also used for homework, has independent study sections you can search for topics – this is good because you can check your answers as well.</li><li>– Corbett Maths has tutorial videos and accompanying exam-style practice questions packs (free).</li><li>– There are a wide range of good maths tuition videos on Youtube. Include “GCSE Maths (topic)” in your search.</li><li>– CGP Revision Guides and Workbooks are recommended. Content is the same across all exam boards (although the style of question may differ) so if you have Edexcel or AQA revision guides those are fine.</li></ul>



# MUSIC (WJEC)

## GCSE

Course Structure	<p><b>AoS3: Music for film and free composition completion</b> Pupils will have a completed free composition linked to one of the following Areas of study: AoS1 Forms and devices, AoS2 Musical Ensembles, AoS3 Music for Film and AoS4 Popular Music.</p> <p><b>Exploring AoS1 and AoS4 in more detail. Beginning the set brief composition</b> Pupils will have a 4-minute performance portfolio consisting of a minimum 1-minute ensemble performance.</p> <p><b>AoS2 Revisited: Music for ensemble</b> Pupils will have a 4-minute performance portfolio consisting of a minimum 1-minute ensemble performance.</p> <p><b>AoS4. Popular music: Music fusion</b> Pupils will have a 4-minute performance portfolio consisting of a minimum 1-minute ensemble performance.</p> <p><b>All the areas of study: Bringing it all together again</b> Pupils will complete a range of exam paper questions on all Areas of Study.</p>
Controlled Assessment	There is no controlled assessment for this subject.
Top Tips For Revision	<ul style="list-style-type: none"><li>- Practice with DAW software to improve your technique.</li><li>- Practice your skills as much as you can at home to improve your perform in solo and ensemble contexts.</li></ul>
Recommended Revision Resource	<p><b>Use YouTube tutorials or the following websites to practice your instrument independently:</b></p> <ul style="list-style-type: none"><li>- <a href="http://www.ultimateguitar.com">www.ultimateguitar.com</a></li><li>- <a href="http://www.chordify.net">www.chordify.net</a></li><li>- <a href="http://www.noobnotes.net">www.noobnotes.net</a></li></ul> <p>Accessing Google Classroom independently to make key additions to coursework slides.</p>

# PE (AQA)

## GCSE

Course Structure	<p><b>Paper 1 (30%) 1hour 15 minutes:</b> <b>The human body and movement in physical activity &amp; sport</b></p> <ul style="list-style-type: none"><li>- Applied anatomy and physiology.</li><li>- Movement analysis.</li><li>- Physical training.</li><li>- Use of data.</li></ul> <p><b>Paper 2 (30%) 1hour 15 minutes:</b> <b>Socio-cultural influences and well-being in physical activity and sport</b></p> <ul style="list-style-type: none"><li>- Sports psychology.</li><li>- Socio-cultural influences.</li><li>- Health, fitness and wellbeing.</li></ul>
Controlled Assessment	<p><b>Coursework (40%):</b></p> <ul style="list-style-type: none"><li>- 30% assessed in 3 sports on the skill, techniques and effectiveness in your chosen sports. You must play, compete and receive coaching in 3 sports from the specified activity list.</li><li>- 10% from an analysis and evaluation of performance from one of your assessed sports.</li></ul>
Top Tips For Revision	<ul style="list-style-type: none"><li>- Read, chunk down the information, test yourself.</li><li>- Flashcards.</li><li>- Past papers and Mark Schemes.</li></ul>
Recommended Revision Resource	<p><b>Revision guides:</b></p> <ul style="list-style-type: none"><li>- GCSE Bitesize PE: <a href="http://bbc.co.uk/bitesize/subjects/znyb4wx">bbc.co.uk/bitesize/subjects/znyb4wx</a></li><li>- Revision World: <a href="http://revisionworld.com/gcse-revision/pe-physical-education">revisionworld.com/gcse-revision/pe-physical-education</a></li></ul>



# PHOTOGRAPHY *(EDEXCEL)*

## GCSE

<b>Course Structure</b> 1 Exam - 10 hours	60% coursework, 40% Practical Exam  <b>2 Projects in Year 10</b> The World Around us' introduces camera skills and coursework skills. 'Fantastic and Strange' makes up our coursework project. Students create a personal portfolio of work which forms their coursework and is 60% of the course.  <b>2 Projects in Year 11</b> A mock exam to support with exam practice and then in January of year 11, students start their exam project. The exam is a response to a theme set by the exam board and culminates in a 10 hour exam completed over a short space of time.
<b>Controlled Assessment</b>	<b>The course is 60% coursework based:</b> The exam is also structured in the same way as the coursework projects.
<b>Top Tips For Revision</b>	<ul style="list-style-type: none"><li>- Visit galleries to look at how others make Artwork.</li><li>- Use the internet and resource websites given by your teacher to explore how others make Artwork.</li><li>- Be prepared to make work outside of school.</li></ul>
<b>Recommended Revision Resource</b>	<ul style="list-style-type: none"><li>- GCSE Bitesize Art and Design: <a href="http://bbc.co.uk/bitesize/guides/zrg2d6f/revision/1">bbc.co.uk/bitesize/guides/zrg2d6f/revision/1</a></li></ul>

# RELIGIOUS STUDIES *(EDEXCEL)*

## GCSE

<b>Course Structure</b>	<b>Paper 1 (50%):</b> <b>Christianity &amp; Ethics</b> Length: 1 hour 45 minutes - Weight: 50%  <b>Paper 2 (50%):</b> <b>Islam &amp; Conflict</b> Length: 1 hour 45 minutes - Weight: 50%
<b>Controlled Assessment</b>	There is no controlled assessment for this subject.
<b>Top Tips For Revision</b>	<ul style="list-style-type: none"><li>- Create flashcards for each belief or practices. Write the name on the front and the details on the back. Quiz yourself on the information.</li><li>- Quotes that include information about each belief of that faith.</li><li>- Practise questions from the GCSE papers.</li></ul>
<b>Recommended Revision Resource</b>	<b>Revision guides:</b> <ul style="list-style-type: none"><li>- BBC Bitesize Revision Website: <a href="http://sites.google.com/carletonhigh.co.uk/socialsciencesrevision">sites.google.com/carletonhigh.co.uk/socialsciencesrevision</a></li><li>- Revise Edexcel (9-1) Religious Studies B, Christianity and Islam Revision Guide &amp; Workbook.</li></ul>



# SPANISH (AQA)

## GCSE

<b>Course Structure</b> <i>2 Tiers</i> <i>Foundation</i> <i>Grades 1 - 5</i> <i>Higher</i> <i>Grades 4 - 9</i>	<b>4 papers – Foundation / Higher tier</b>  <b>Listening</b> 35 minutes (Foundation tier) / 45 minutes (Higher tier).  <b>Reading</b> 45 minutes (Foundation tier) / 1 hour (Higher tier).  <b>Writing</b> 1 hour (Foundation tier) / 1 hour 15 minutes (Higher tier).  <b>Speaking</b> 7-9 minutes (Foundation tier) / 10 – 12 minutes (Higher tier).  <b>There are 3 themes which run throughout all papers.</b> <b>1)</b> Identity and Culture. <b>2)</b> Local, National, International and Global areas of interest. <b>3)</b> Current and future studies and employment ambitions.
<b>Controlled Assessment</b>	There is no controlled assessment for this subject.
<b>Top Tips For Revision</b>	<ul style="list-style-type: none"><li>– 10 – 15 minute daily slots to revise vocabulary - use sentence builder folder and knowledge organiser.</li><li>– Self – quizzing - (look / say / cover / write / check).</li><li>– Record yourself on mobile phone.</li><li>– Make your own flashcards.</li><li>– Mind map topics – using key phrases &amp; vocabulary.</li></ul>
<b>Recommended Revision Resource</b>	<b>Revision guides:</b> <ul style="list-style-type: none"><li>– Collins AQA GCSE 9-1 Spanish – Complete revision &amp; practice.</li><li>– CGP Spanish - Complete revision and practice.</li></ul>

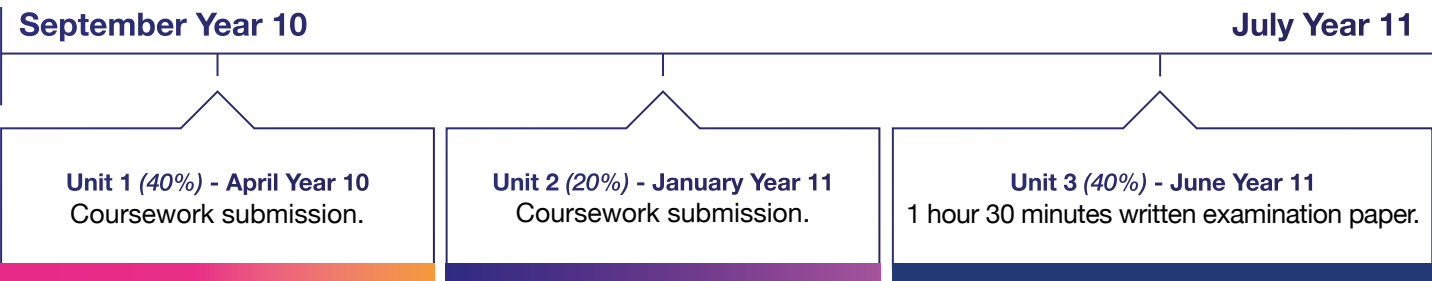




# VOCATIONAL SUBJECTS

## ENGINEERING (WJEC) VOCATIONAL

### Timeline for each unit completion



### Course Structure

#### Unit 1 - Manufacturing Engineering Products *(40% of the overall grade)*

- Understanding engineering drawings.
- Planning operations.
- Using engineering tools and equipment.
- Implementing engineering processes.

#### Unit 2 - Designing Engineering Products *(20% of the overall grade)*

- Understanding function and meeting requirements.
- Proposing design solutions.
- Communicating an engineered design solution.
- Solving applied engineering problems.

#### Unit 2 - Designing Engineering Products *(40% of the overall grade)*

- Understanding the effects of engineering achievements.
- Understanding properties of engineering materials.
- Understanding methods of preparation, forming, joining and finishing of engineering materials.
- Solving engineering problems.

### Top Tips For Revision

- Use the text book to create flash cards and mind maps.
- Quiz yourself on key information you need to recall in the exam.

### Recommended Revision Resource




**Level 1/2 Vocational Award in Engineering WJEC**  
This book has been written specifically for the Level 1/2 Vocational Award in Engineering. (Technical Award)

HEALTH & SOCIAL CARE (OCR)

VOCATIONAL - CAMBRIDGE NATIONAL

Timeline for each unit completion		
<div>September Year 10</div> <div>Unit 2 (30%) - March</div> <div>Supporting people through life events will be completed before the end of March.</div>	<div>September Year 10</div> <div>Unit 3 (30%) - July</div> <div>Health promotion campaigns will be completed before the end of July.</div>	<div>July Year 11</div> <div>Unit 1 (40%) - May</div> <div>Principles of Care in Health and Social Care settings is the examination unit with a mock exam in January 2024 and the main exam in May 2024.</div>

Course Structure	<div>Unit 1: Principles of Care in Health &amp; Social Care settings</div> <div><i>(This is assessed by an exam – 40% of overall grade)</i></div> <div>Unit 2: Supporting people through life events</div> <div><i>(This is a controlled assessment – 30% of overall grade)</i></div> <div>Unit 3: Health promotion campaigns</div> <div><i>(This is a controlled assessment – 30% of overall grade)</i></div>
Top Tips For Revision	<ul style="list-style-type: none"><li>– Past papers and mark schemes.</li><li>– Flashcards and knowledge retrieval tasks.</li><li>– Revision clocks and mind maps.</li><li>– Case studies.</li><li>– Key term quizzes.</li></ul>
Recommended Revision Resource	<div></div> <div>Level 1/Level 2 Cambridge National in Health &amp; Social Care (J835): Second Edition</div>

HOSPITALITY & CATERING (WJEC)

VOCATIONAL

Timeline for each unit completion	
<div>Unit 2 (60%) - March Year 10</div> <div>Coursework based on an assignment and cookery task.</div>	<div>Unit 1 (40%) - June Year 11</div> <div>Unit 1 examination is 1 hour 20 minutes.</div>

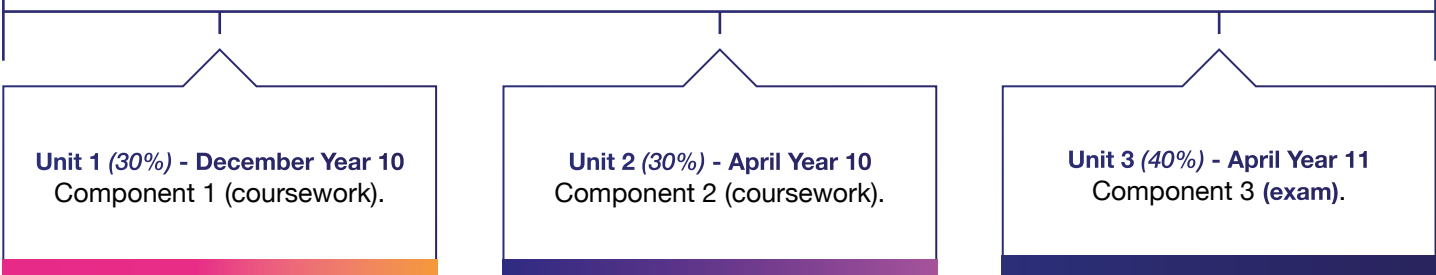
Course Structure	<div>Unit 1 - Hospitality and Catering Industry</div> <div><i>40% (Examination June 2024 – written)</i></div> <div>Unit 2 - Hospitality and Catering Action</div> <div><i>60% (Coursework based on a brief set by the exam board and cookery task)</i></div>
Top Tips For Revision	<ul style="list-style-type: none"><li>– Use flash cards to reinforce knowledge.</li><li>– Teach someone else the content, it reinforces your knowledge.</li><li>– Create mind maps and display them in key areas at home.</li><li>– Complete past papers and practice questions.</li></ul>
Recommended Revision Resource	<div><div></div><div>Revision Guides: WJEC Level 1/ 2 Vocational Award Hospitality &amp; Catering (Author: Bev Saunder &amp; Yvonne Mackey)</div><div>Websites:</div><ul style="list-style-type: none"><li>– <a href="http://www.revisionland.com/subjects/hospitality">www.revisionland.com/subjects/hospitality</a></li><li>– <a href="http://www.bbc.co.uk/bitesize/subjects">www.bbc.co.uk/bitesize/subjects</a></li></ul></div>



# MUSIC (EDEXCEL)

## VOCATIONAL

### Timeline for each unit completion



### Course Structure

- Component 1: Exploring Music Products and Styles**  
*(Coursework - 30% of overall grade)*
- Component 2: Music Skills Development**  
*(Coursework - 30% of overall grade)*
- Component 3: Responding to a Music Brief**  
*(Exam - 40% of overall grade)*

### Top Tips For Revision

- Practice your instrument to improve your practical skills.
- Attend your instrumental or vocal lessons if you have one.

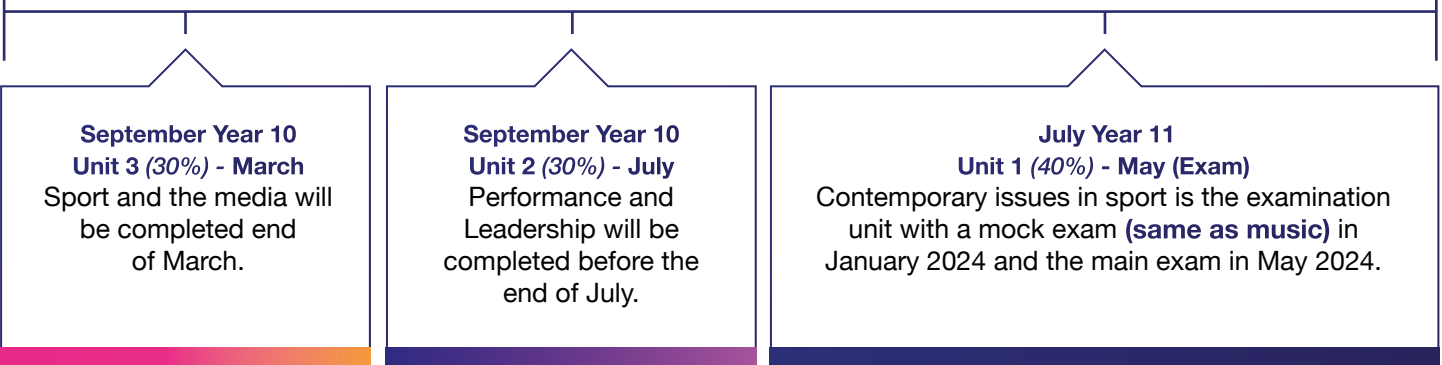
### Recommended Revision Resource

- Use YouTube tutorials or the following websites to practice your instrument independently:
- [www.ultimateguitar.com](http://www.ultimateguitar.com)
  - [www.chordify.net](http://www.chordify.net)
  - [www.noobnotes.net](http://www.noobnotes.net)
- Accessing Google Classroom independently to make key additions to coursework slides.

# SPORTS STUDIES (OCR)

## VOCATIONAL - CAMBRIDGE NATIONAL

### Timeline for each unit completion



### Course Structure

- Unit 1: Contemporary issues in sport**  
*(This is assessed by an exam – 40% of overall grade)*
- Unit 2: Performance and leadership in sports activities**  
*(This is a controlled assessment – 40% of overall grade)*
- Unit 3: Sports and the media**  
*(This is a controlled assessment – 20% of overall grade)*

### Top Tips For Revision

- Mind maps.
- Look, Cover, Write, Check.
- Past papers / Mark schemes.
- Flashcards.

### Recommended Revision Resource

**GCSE PE – Simplified Cambridge Nationals Sports Studies**

**CGP Books Cambridge National Sports Studies**

# GLOSSARY OF TERMS

## GCSE

A qualification with grades ranging from 9 (highest) to 1 (lowest). This also includes a U which means no grade can be assigned. GCSEs will always have an exam at the end of the course.

## Vocational

This is a term to describe BTEC style subjects, Technical awards and Cambridge National Qualifications. These are recognised as equivalents to GCSE. Grades range from Distinction\* at Level 2 (highest) to Pass at Level 1 (lowest). Each grade and level can be classed as an approximate equivalent to a GCSE level eg, Level 2 Distinction\* = Grade 8.5 GCSE.

## Controlled Assessment

Work completed by students over a period of time in school, which contributes directly to their overall grade or level. Controlled Assessment is carried out in ‘controlled’ conditions which are very similar to that of an exam.

## Exam

Every subject has at least one exam. GCSE subjects will have the exams at the end of Year 11. Vocational courses have exams at one or two points during the course.

## Key Stage 4

This is the stage of education of a student. There are 5 Key Stages in a student’s time in education. At the beginning of Year 10 a student will be entering Key Stage 4 and will be in this stage for 2 years.

# LINES OF COMMUNICATION

There may be occasions over the next two years where you would like to contact school to discuss elements of your child’s education.

All school staff can be contacted by emailing school with an email for their attention:  
**[admin@kings.patrust.org.uk](mailto:admin@kings.patrust.org.uk)**

Below are a list of people who support your child in school and who you may wish to contact through Key Stage 4.

## Year 11 Student Liasion Officer – Miss Hoyle.

Student Liasion Officers support with pastoral matters in school.

## Key Stage 4 Leader – Jordan Carrington.

Key stage leaders support with academic matters in school.

## Assistant SENCO – Helen Pettitt.

Mr Hawkhead leads our SEND department.

## Curriculum Leaders

The curriculum leader is the member of staff who leads a particular department. Their names are below for reference;

- English – Miss Radley.
- Maths – Mrs Roberts.
- Science – Mrs Lawson.
- Computer Science – Mr Millar.
- Modern Foreign Languages – Senora Romero.
- History – Mr Pickles.
- RS – Mr Nicholson.
- Geography – Mr England.
- Creative Technology & Art – Mrs Parkinson.
- PE & Health and Social Care – Mr Fawcett.
- Performing Arts and Music – Mr Dixon.





# THE KING'S SCHOOL

Mill Hill Lane, Pontefract  
West Yorkshire, WF8 4JF

**Visitor entrance:**

The King's School, Ackworth Road,  
Pontefract, WF8 4EU

**T:** 01977 601701

**W:** [kings.patrust.org.uk](http://kings.patrust.org.uk)

**E:** [admin@kings.patrust.org.uk](mailto:admin@kings.patrust.org.uk)

**X:** @PATKingsSchool